

Miele 7881 Washer

Parts ID


By BMETWiki



Front door



Emergency door release



Inside door

Heating coil
(green)

Spray arm

Drain
Filter




Remove x2 recessed screws in front



Push top to back, lift, and remove



Top cover removed




Remove screws

Side panel

Remove side cover screws

(x2 top and x1 left bottom)



Left side cover removed


CAUTION HOT!
Water jet to fill unit




Right side cover removed

Door spring

Water reservoir



Drip tray
(error F 26)



Drain Pump



Drain Pump (Aerial view)



Electronics



Any questions?

