

Populations of Planet Zord 2020

Amereuroslavic

Military Personnel Size	Population	Language(s)	Country
17,900,000	650,000,044	American-like English	Liberal
6,344,986	264,098,766	Canadian-like English, French	Liberty Country (LC)
3,987,922	223,897,988	German	Embrak
3,456,558	187,835,622	Russian	Russian Spaw
4,000,012	199,834,220	Russian, Ukrainian	Yassen
1,876,988	72,978,654	British-like English	Contenealous
1,166,544	62,987,655	Spanish	Bicilo
3,008,990	61,008,978	Yahish, Borish	Yah
37,765,786	814,980,332	American-Canadian-like English	Neverine Provinces
760,000	10,980,000	Polish	Wah
832,001	8,493,221	Evene English	Evene Evil
9,893	701,346	Icelandic	Weil
1,008,298	38,923,008	Croatian	Lavon
1,876,544	61,923,498	Norwegian	Kussifin
1,513,000	40,000,000	French	Mazie
1,000,000	23,989,784	Dutch	Hoveyfur
2,012,982	59,923,411	Bosnian	Sunnro Lusiva
1,783,029	27,021,986	Latin	Golvia
3,784,987	146,912,344	Australian English	Counter Eagle
3,784,987	118,902,344	French	Tremblement
2,600,000	70,000,000	English, Irish	Chinn
654,934	6,900,394	Spanish	Giza Confierion
499,000	2,434,922	French	Post- Bonjoveloue
1,350,000	35,098,922	Lithuanian	Liviana

2,150,986	34,098,888	Swedish	Barrberwastone
98,000	987,000	American-like English, German	Liberal Unification as a Second Nation
765,000	9,876,544	American English	The Secrcaties of Hawk
4,000	1,400,000	Greek	Keys
660,024	9,890,000	French	Romanue
70,000	912,987	Afrikaans	Saavin
1,100,235	30,098,822	American-like English	Crimiton
87,000	7,008,500	Dutch	Dutchen
1,300,000	35,987,244	Dutch, Swedish	Shiver
943,200	67,450,300	German, Polish	Saxvough
543,290	43,190,900	Hungarian	Naplonton
212,000	10,009,888	French	Azerway
789,300	50,300,100	Slovenian, English	Zavanslotlan
321,890	20,000,000	Italian	Manderi
1,670,088	45,900,822	Norwegian	Illiner
1,000	30,490	French, Belgian, Italian, German	Luternbexyz
90,000	13,298,022	Latin	Morasoe
562,000	24,009,440	Spanish	Embassida
2,693,982	124,988,986	American English, Italian	Nova Federation
234,344	6,786,554	Estonian	Tasvolkia
120,000	8,786,522	Serbian	Orlen
456,000	10,220,900	English	Bookerow
324,438	9,834,222		Antonlom
131,174,218	3,654,894,570	TOTAL	

Territories

Military Personnel Size	Population	Territory	Possessor
100,000	987,004	Strang Island	Liberal
90,000	782,900	Vicker Island	
245,098	1,002,366	Sleeplish Island	
890,000	10,009,003	New Rochester	
1,003,442	20,345,290	Quantinium	
89,900	1,009,890	John Island	

76,000	987,934	Hook Island	New Britain
80,000	2,008,886	Pint	New Canada
567,000	13,987,446	Vorando Island	
60,000	1,009,882	The ABC Islands	
109,394	4,980,766	Bing Island	LC
78,903	2,001,900	Branidean Island	
43,901	1,002,349	Wailing Island	
51,900	2,504,980	Torran Island	
102,200	3,009,844	Trinidad	Atlantis
77,500	1,233,008	Buricro	
83,900	1,656,444	Canto	
99,432	2,321,100	St. Brown	
54,300	786,522	Touch	
50,000	3,900,000	Slavolki	New Russian Federation
12,000	321,000	Virgin Island	Silverstone
32,900	566,698	Moteovo	Quang
79,876	1,000,000	St.Ching	
98,200	1,344,488	Ping	
4,175,846	77,757,351	TOTAL	

Basane

New Canada	438,837,032	14,900,034	English
Eaglemanastic	20,008,899	290,000	Albanian, English
Euroland	14,009,844	150,982	English, Belgian, French
Sparta	9,004,556	76,566	Greek, English
Ezomitomios	12,009,864	98,056	
Cenvintia	24,008,884	312,000	Italian, English
New Mexico	54,899,002	502,088	Spanish, English
Rosemary	30,009,884	250,000	English, Italian
New America	74,007,882	980,000	None

Sovergn	9,007,008	70,004	Russian, English
Manticalo	49,003,997	432,008	Italian, English
Quanimain	38,900,000	342,001	English, Hebrew
Yukono	17,009,344	102,009	Japanese, English
Tusrev	12,007,435	64,008	
TOTAL	802,723,631	18,569,756	

Eurodore

Military Personnel Size	Population	Language(s)	Country
3,009,862	110,293,888	British-like English	New Britain
2,987,644	94,489,008	French	New France
3,876,449	198,700,344	Russian	New Russian Federation
1,987,600	65,400,988	Italian	New Italy
876,544	51,200,900	Portuguese	New Portugal
645,590	43,209,986	Dutch	New Netherlands
1,002,230	63,210,022	German	New Germany
245,500	13,890,000	English, Irish	New Ireland
432,200	20,890,166	Danish	New Denmark
654,900	37,677,004	German	New Austria
498,876	21,980,000	Belgian, Swiss	Johavarion
632,100	42,900,800	English, Russian	New Kingston
541,190	32,100,450	Serbian	New Serbia
476,562	23,900,000	Estonian	New Estonia
604,900	30,432,010	Croatian	New Croatia
589,432	29,876,644	Slovak	New Solvika
678,912	45,987,554	Ukranian	New Ukraine
499,000	31,288,888	Bosnian	New Bosnia

987,122	59,900,344	Polish	New Poland
500,000	27,988,544	Bavarian, Slovenian	Bavaria
489,344	24,982,244	Lithuanian	New Lithuania
514,142	34,826,644	Corsican	New Corsica
497,654	26,987,212	Yiddish	Yiddland
502,090	30,003,200	Trigousian, Wolfish	Trigouse
431,928	37,980,200	Chez	New Chez Republic
814,548	52,900,344	Romaninan	New Romania
618,882	41,928,888	Romish	Romaland
543,222	37,920,120	Hungarian	New Hungary
532,100	34,987,612	Aromanian	Aromania
412,200	21,998,200	Swedish	New Sweden
391,188	20,912,300	Norwegian	New Norway
27,473,911	1,410,744,504	TOTAL	

Island Nations

Military Personnel Size	Population	Language(s)	Country
791,200	29,786,554	Arabic, Persian	Purshday
129,000	19,024,982	English	The Confederation of Wine and Cork
20,300	8,903,220	Austrian	Gofman
940,500	57,714,756	TOTAL	

Crata

Military Personnel Size	Population	Language(s)	Country
6,597,700	423,889,715	Hindi, Punjabi, English	New India
7,000,000	590,008,776	Mandarin, English	New Quing
789,044	49,876,542	Hebrew, English	New Israel
990,000	60,876,444	Siamese	New Burma

3,233,222	190,009,886	Arabic, English, Greek	New Jordan
654,332	41,982,200	Turkish, English	New Turkey
875,432	53,200,988	Arabic	New Afghanistan
1,234,345	81,924,388		New Arabia
760,422	47,900,812		New Oman
3,002,900	130,987,344	Mongolian, English	New Mongolia
890,000	57,922,122	Arabic, French, Greek	New Qatar
1,987,600	95,344,223	Vietnamese, French	New Vietnam
812,900	51,290,000	Lao, French	New Laos
2,120,700	103,464,656	Cambodian, French	New Cambodia
1,003,200	68,993,222	Arabic, French	New Yemen
956,012	57,442,998		New Iraq
770,000	48,988,844	Arabic, English	New Iran
153,900	19,008,834	Arabic, French	New Kuwait
598,844	39,998,822	Egyptian, Arabic, French	New Egypt
4,100,200	254,900,288	Punjabi, Urdu, English	New Bangladesh
6,223,444	402,009,874	Cantonese, English	New Ming
200,000	20,900,000	Greek, English	Zole
44,954,197	2,890,920,978	TOTAL	

Waslhold

Military Personnel Size	Population	Language(s)	Country
3,887,010	200,900,000	English, Greek	Atlantis
5,789,900	387,600,900	Mandarin, English	Quang
1,987,600	87,654,434	English	Silverstone
0	44,566,222		Hegersfield

100,000	32,900,000	Yuman, Mandarin, English, Dutch, Spanish, Japanese, Hindi, Urdu	Champman View
50,000	76,500,900	Spanish, Dutch, English, Polish, Welsh	Axis Powers Backup Territory
5,000	400,000	Borish, Lordzohan, Latin	Camyanina
12	8,000	Welsh, Scottish, Spanish, Har English	Toursia
60,000	70,000	Spanish	Axis-WA Center
1	120	Wolfish	Garret
3	44	Latin	Roman VII
90	2,000	Spanish, Borish	Calvary Kingdom
90,000	1,002,200	Zambi, Koko, Vietnamese, Spanish, English, French, Dutch, Polish, Welsh, Lordzohan, Mandarin, Japanese, Russian, Borish, Italian, German	The United Federal Empire
90	100	No language	Rifleshot
2	1,000	English	Conjunct West Side
23,000	12,900,000	English, Russian, Borish, Spanish	Socialist Supreme
11,992,707	844,505,800	TOTAL	

Bamboo

Military Personnel Size	Population	Language(s)	Country
765,490	34,897,644	Oklockmqui, English	Oklockmquo
212,900	12,300,900	Sudanese, English	New Sudan
45,000	1,209,890	Zambi, English	Zambambie
12,000	7,896,445	Milliqui, English	Milliequoso
89,000	16,789,444	Swadanese, English	Swadan
21,000	12,980,744	Boquman, English	Boqumania
455,000	32,100,900	Swallaze, English	Swallie
876,120	56,899,444	Figoutniuse, Amidniti, English	Cornrotono
432,100	47,894,322	Yoruba, English	Footloma
210,986	23,100,874	Ugandan, English	New Uganda
1,009,200	76,200,100	Bayot, Mawa, English	Bayotan

1,876,600	91,200,344	Oropom, Sandawe, English	New Congo
85,400	20,198,844	Krio, Limba, English	Chanvivotti
65,212	15,432,220	Notivangan, English	Notivango
43,200	10,890,300	Afromantese, English	Afromonto
32,900	6,590,300	Bangi Me, English	Gizamol
87,600	17,900,200	Oropom, English	New Kenya
542,100	47,980,002	Kujarge, English	New Ghana
12,000	784,500	Lufu, French	Comoto
10,000	654,200	Meyobe, French	Lolo
987,654	75,300,950	Gabonese, French	New Gabon
654,442	56,200,100	Zanmatan, French	Zanmata
323,334	45,876,644	French, Irimba	Yemantivo
287,900	40,090,988	Suavan, French	Suava
56,700	19,923,200	French, Oblo	Giojoti
100,000	32,900,200	Kinyarwanda, Swahili, Yoruba	New Rwanda
1,134,200	81,200,834	Toutivanto, English, Greek	Archie Principle
677,778	51,982,554	Javaga, English, Greek	Javago
432,190	48,902,222	English, Greek, Swahili	Hertiviquo
90,000	17,662,290	English, Greek, Tsonga	New Chad
19,000	2,987,667	English, Greek, Sesotho	Nativagomo
1,000	10,923,444	Lordzohan, English, Greek	Lordzohana
987,644	31,200,900	English, Greek, Kirundi	Orlord
134,200	29,675,444	Greek, Seychelles Creole	New Somalia
453,200	54,120,000	Russian, Tsonga	Crosovagno
342,222	41,209,800	Russian, Tovolvan, Deviese	Tololova
298,066	39,200,400	Navadanese, Russian, Sindebele	Navad
321,000	28,700,542	Tigrinya, Amharic	New Ethiopia
14,184,338	1,241,959,756	TOTAL	

GRAND TOTALS:

- **POPULATION: 10,991,223,695**
- **MILITARY PERSONNEL: 365,115,923**

Legend for Washhold continent

Text = Countries under Axis Powers control

Text= Countries that make up the White Army

Poverty and unemployment rates by continent

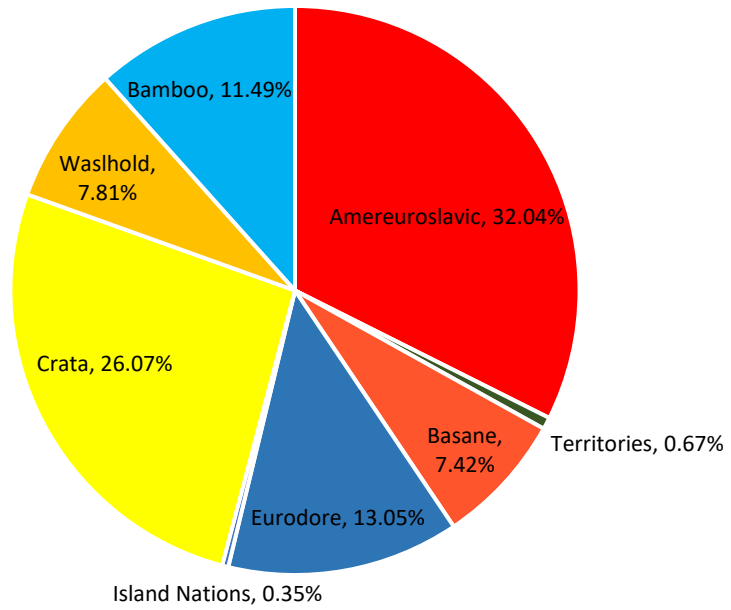
Eurodore	
----------	--

Amereuroslavic	0%
Bansane	
Crata	2%
Bamboo	23%
Island Nations	1%
Waslhold (Axis Powers countries)	100%
Waslhold (WA countries only)	0%

Average Demographics by Continent

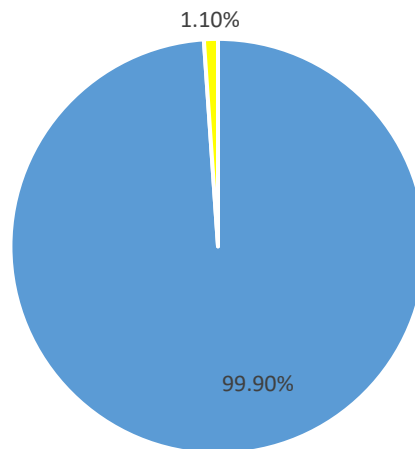
- Amereuroslavic
 - 89% White
 - 6% Latino
 - 3% Asian
 - 2% Black
- Basane
 - 91% White
 - 7% Latino
 - 1% Black
 - 1% Asian
- Territories
 - 87% White
 - 12% Native Islanders/White Mixed
 - 1% Black
- Eurodore
 - 96% White
 - 2% Black
 - 2% Asian
- Crata
 - 82% Asian
 - 18% White
- Waslhold
 - 48% Asian/White Mixed
 - 50% White
 - 2% Black
- Island Nations
 - 71% Asian
 - 29% White
- Bamboo
 - 79% Black
 - 21% White

Population by contenient



■ Amereuroslavic ■ Territories ■ Basane ■ Eurodore ■ Island Nations ■ Crata ■ Washhold ■ Bambo

Population Axis Powers



■ Non-Axis Powers ■ Axis Powers

Pointers

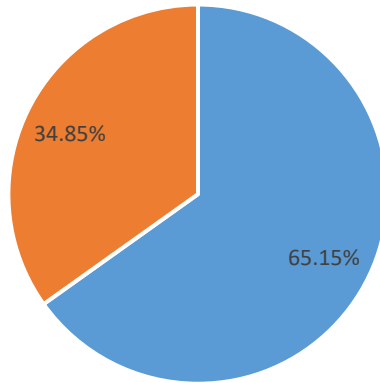
- Within the past 10 years saw a significant increase of birth rates with a moderate increase in net migration in the Top 20 developed nations of Planet Zord which are located on the Amereuroslavic, Waslhold, and Basane continents.
- The rest of the developed nations either saw moderate increases of birth rates with some nations specifically on the Amereuroslavic continent, facing slight population decline as migration occurred to other nations on the continent. Eurodore, Territories, Crata and Island Nations saw a moderate increase in birth rates.
- Bamboo saw moderate increases in birth rates in certain countries while in others, their populations are declining due to high death rates, genocides within the past 30-60 years and famine.
- Since the White Army has been crushing the bordering countries under Axis Powers control on the battlefield and financially for the past 10 years, these AP countries have been facing dramatic decline in population (much more than Bamboo) due to people fleeing their oppressive governments, immigrating to other planets throughout the AK and Ferhovian Galaxies. Axis Military manpower has also been significantly effected as the White Army managed to kill most of them through a series of battles.
- All developed nations (Amereuroslavic, Eurodore, Basane, White Army, Island Nations, plus territories) on Planet Zord are allies to one another.

Most Developed nations with the most powerful militaries in terms of manpower and having the latest technology

- Neverine Provinces
- Liberal
- New Canada
- Liberty Country (LC)
- Quang
- Atlantis
- New Russian Federation
- New Britain
- Counter Eagle
- Tremblement
- Yassen
- Embrak
- Russian Spaw
- Yah

The rest of the neo-western/developed nations have technologically advanced militaries, but they are not the most powerful.

Population by Worldly Background



- Neo Westerners (White, Latino, and Half White Mixed with Asians)
- Neo-Easterners (Asians) and Bamboosans (Black)

