



Eversun City Event - Trivern



Eversun City Event is an important daily provider of upgrading materials, forager fairies, pills and potions and even pure gold in certain ways. Whatever your current level or job, its benefits are to be exploited.

In this guide you will find tips and tricks to how to triumph of Trivern in a safe and efficient manner.

Let me present to you my second home : Eversun City Event - Trivern !

Dont forget your trivern helmet for better results !



It all Begins at x:128, y:200



X : 128 Y : 200

Trivern has brought monsters to invade and take over Eversun. Many heroes are required to defeat the evil and save the city. You are tasked to enter the instance, situated at the Town Hall and kill all the monsters !

Tip : Psss ! You dont have to take the quest from the Chief detective right away. You can take it later or after trivern has been taken down. Althought you need one free spot in your inventory to enter the instance ! Go on and proceed !



OBJECTIVE

- Defeat all 3 Tiers of the 3 types of monsters present on the map
- Collect Demon Blood from Monsters and Hydra Teeth from Trivern to exchange them for juicy prizes
- DEFEAT TRIVERN-chan

WHAT IS IMPORTANT ABOUT TRIVERN IS THIS :




Dropped by monsters **Demon Blood** can be combined to teeth or not to get rewards from The Chief Detective. The blood is a Non-Tradable item, but can be sold for 1.5k-2k each. I'll make a sheet later on the guide on how to trade them. Stackable to 1000. Cannot be deposit in Bank, Bag or neither can you drink it. SORRY !






Dropped by Trivern's demise **Hydra Teeth** can be combined with demon blood to trade for prizes at The Chief Detective. Otherwise they sell for 20-25k. Stackable to 100.

Rewards

(Price: 15 demon Blood and 5 hydra teeth) Blue Treasure Chest containing one of the following items :	(Price: 30 demon Blood and 5 hydra teeth) Old Treasure Chest containing of of the following items :
 x15 Scapegoat Dolls Market Price: 10-20k	 x5 Orange Adv. Weapon Scroll Market Price: 40-50k
 x20 Uber magic recovery pill Market Price: 5-10k	 x5 Orange Adv. Magic Scroll Market Price: 40-50k
x20 Uber attack speed pill Market Price: 5-10k	 x5 Magic Pill of MP recovery Market Price: 30-40k
 x20 Uber fighting luck pill Market Price: 5-10k	 x5 Magic Pill of Accuracy Market Price: 75-90k
x3 Orange Weap. upgrade Book Market Price: 20-30k	 x5 Magic Pill of Haste Market Price: 35-40k
 x3 Orange Magic upgrade Book Market Price: 20-30k	x5 Iron Power Stone Market Price: 40-60k
x3 Orange Armor improv. Book Market Price: 50-80k	 x5 Magic Power Stone Market Price: 75-100k
 x3 Orange Magic improv. Book Market Price: 50-80k	\$ _____ \$





 <p>(Price: 50 Demon blood)</p> <p>Lucky Bag Containing one of the following :</p>	<p>NOTE: DON'T BUY THEM THE DROP RATE IS TERRIBLE. I never got worth my money, if I calculate 2k each Demon Blood.</p>
<p>x2 Forager Fairy Market Price: 120-150k</p>	
<p>x5 Little Forager Fairy Market Price: 20-30k</p>	
 <p>Sexy Summer Swimsuit II RECIPE (no value)</p>	<p>keep off</p>
<p>Summer Beach Bathers II RECIPE (no value)</p>	<p>KEEP OFF</p>
 <p>Scottish Butterfly Ribbon RECIPE (no value)</p>	<p>ERROR 404 dont buy these</p>
<p>Rabbit Ears (Black) RECIPE (no value)</p>	<p>ERRORFSDHFDSJFKASD RUN AWAY!</p>



HEY LISTEN ! I'm not trying to convert you or anything buuuuuut I guess I did put a little taste for trivern with these NICE PRIZES.



Important Mechanics


To achieve and destroy the evil you will need to proceed methodically.

- Each Tier of monsters must be killed a X amount of time in order to spawn the next tier

At the first stage of the instance, all three Tier 1 are to be killed 300 times each. 300 Red Foxes, 300 Spectral Servants and 300 Skeleton Soldiers.



At the second stage of the instance, all three Tier 2 must be killed 150 times each. 150 Foxes, 150 Hellkeepers of Souls, 150 Skeleton Guards.



At the last stage of the instance, all three Tier 3 must be killed 100 times each. 100 Phantom Foxes, 100 Hellkeepers, 100 Skeleton Fighters.





	LEVEL	JOB	ELEMENT	HP	Drop rate Demon Blood (at 0% global)
Red Fox	20	Fencer	Earth	38,667	10%
Fox	35	Fencer	Metal	79,692	35%
Phantom Fox	50	Fencer	Metal	145,342	50%
Spectral Servant	20	Blademaster	Non-Elem	40,703	10%
Hellkeepers Souls	35	Blademaster	Non-Elem	83,886	35%
HellKeepers	50	Blademaster	Non-Elem	152,992	70%
Skeleton Soldier	20	Martial Artist	Earth	44,773	10%
Skeleton Guard	35	Martial Artist	Wood	92,275	35%
Skeleton Fighter	50	Martial Artist	Fire	168,291	50%

Tip : Using Small Yun Chang Spirit Pill **WILL** increase the drop rate of Demon Blood. At 150% Global drop Rate + lucky saddle, only 1 SYC is necessary to have near 99% drop rate on Tier 1.

- After killing all monsters X number of times. 3 veteran Bosses will spawn after a quick cinematic.
- Ren the Foxfire located at the front of the planetarium (X 255, Y 200).
- Cyclopean Stone located at the south gate entrance (X 200, Y 310)
- Skullsaber located at the north gate entrance (X 200, Y 85)



3 Bosses	LEVEL	JOB	ELEM	HP	
Ren Foxfire	60	Thief	Water	1,560,000	
Cyclope	60	Mercenary	Non-Elem	1,950,000	
SkullSaber	60	Blademaster	Fire	1,326,639	



Tip : Physical DPS are well suited for Ren the Foxfire and Magical DPS for Cyclope Stone.

Tip 2 : Skullsaber is the most dangerous of all 3 with his Burning Bone Strike skill which does 99% HP damage. Run out of range and the skill will miss.





CONGRATZ YOU'VE DEFEATED THE 3 BOSSES

It's oki if you scaped nobody is judging.

Are you ready for the 3 stones of death and pain ? After another quick cinematic you'll be tasked to destroy the 3 stones that protect The Heretical Hydra

STONE	Location	JOB	ELEM	HP	Tips and Tricks
Serpent Stone Poison	X 255 Y 200	Commoner	Non-Elem	1,000,000	Detox Milk Chocolate
Serpent Stone Seal	X 200 Y 85	Commoner	Non-Elem	1,000,000	Skill unsealing bugs
Serpent Stone Solid	X 200 Y 310	Commoner	Non-Elem	1,000,000	Attack unsealing bugs



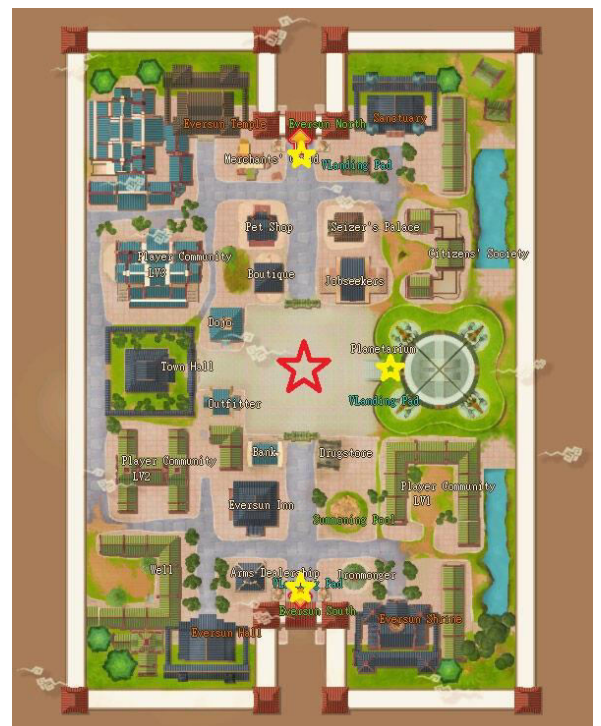
Tip : The serpent stones have a high defense against physical DPS. Mages are well suited to take them down.

Tip 2 : Regeneration 11, Milk Choco Cake and Vitamines can be used to counter the Serpent Stone Poison since they don't count as direct healings. Obviously prioritize Detox, Milk Chocolate and Poison-purifying bug.

BUG : DESTROY THE 3 STONES IMPERATIVELY or else in the NEXT instance the Shroud of darkness will be present for the next 3 hours. BORING THANK YOU.

Congratz ! You've destroyed all 3 Serpent Stones !

Last Stop : Middle Eversun for the Hydra !





					Tips and Tricks
Heretical Hydra	70	Boss (don't forget your boss costume)	Fire Water weapon! Water vanity ! Water Defense!	7,136,500	Slap it.
Blazing Breath	x	x	-500 every 5 sec for 20.	x	Seafood Pancake
Freezing Breath	x	x	-80% mvt speed, -50% aspd	x	Breeze Pill, Run Amok
Dark Thunder	x	x	Prevent usage of skills	x	Skill unsealing Bugs
Shadow Bind	x	x	-Acc, -M.acc, Eva, M.Eva	x	Nobody cares. Just endure it.



Tips and Tricks : Withered Earth from witch doctor and Debuffs from dancer are so well appreciated, if not, a must !

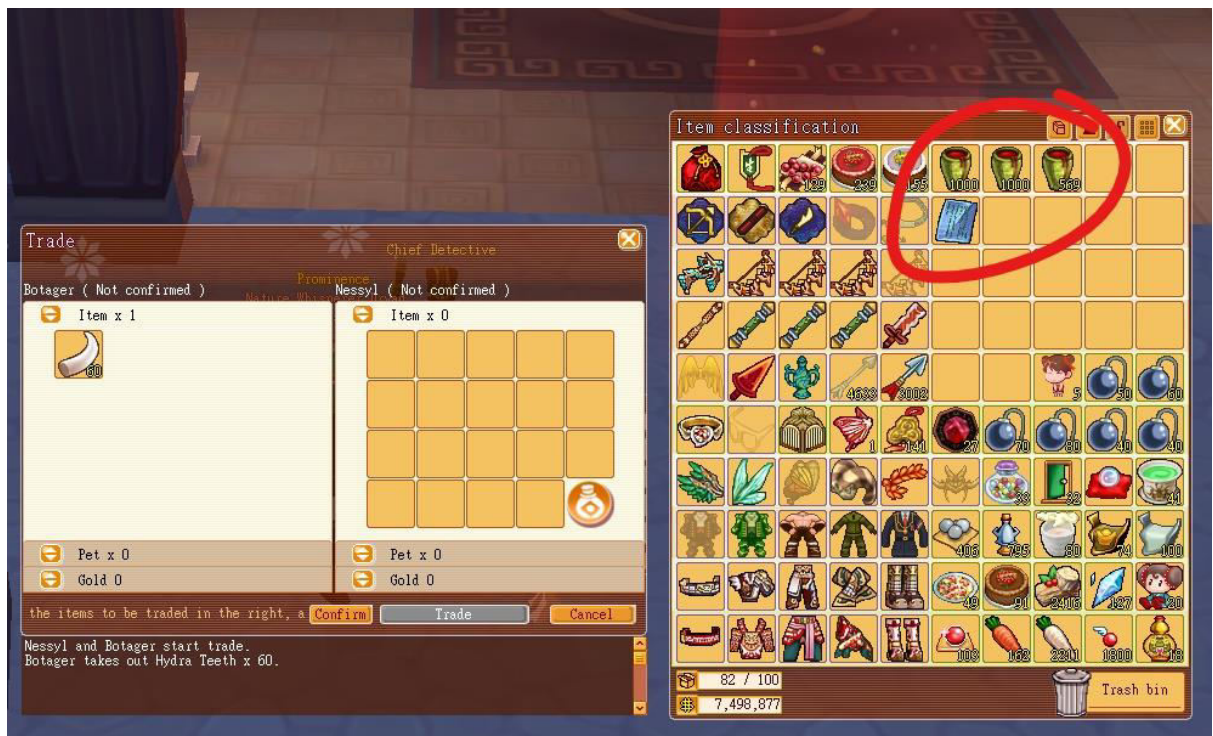
Tips and Tricks : Subject - Courtesy and etiquette !



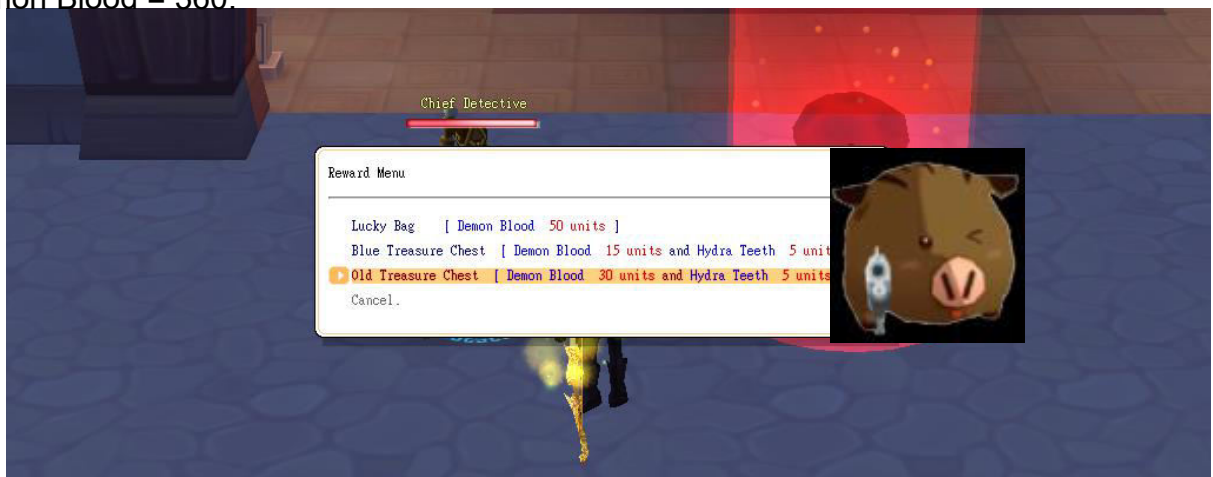
If you have the agro of a boss or Trivern please **DON'T RUN AWAY** with it from its original spawn point. Thankiu ! Chuu <3

How to trade/sell blood

1- Step one : Make sure you have Blood and the Dragon Death Decree in your inventory. The client will give you the amount of teeth to convert into Lucky Bag, Blue or Old treasure chest.



2- Step two : Choose the reward desired. Calculate how much blood you use in total. In this case he gave me 60 teeth, which means 12 Old Treasure Chest x 30 Demon Blood = 360.





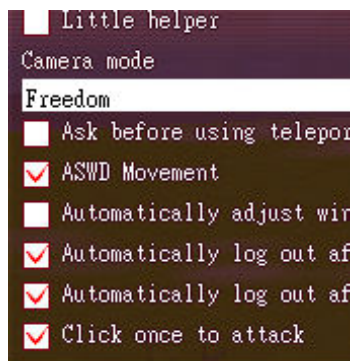
3- Step Three : I charge 2k each blood. $360 \times 2k = 720k$ gold for the 12 Old Treasure Chest with teeth provided.





How to pick up teeth 101

- 1- Leave team
- 2- Activate CTRL + P
- 3- Activate WASD movement. When clicking on the floor like a madman you dont want to move by mistake
- 4- Make sure your vanities are **FAR AWAY** and **IDLE**, because you have no team, they will try to pick up teeth making either you crash or just enable to pick up anything yourself
- 5- Use a SADDLE. If transformation is ok for you, nice, keep it that way. The extra movement speed seems to makes you pick up more teeth (Still sceptical but eh it works why not)
- 6- Use Run Amok/Light Wings, Hurricane pill. More movement speed seems to help.
- 7- Close that 10 hours of ASRM whale sounds on youtube. The less likely you lag the more you pick up stuff. I know I know. Ping matters.
- 8- Try to get a Triangle or a square of loot piles. That means 3 or 4 piles and alternate between them.
- 9- Click like there is no tomorrow. CLICK CLICK !
- 10- Don't forget your trivern helmet !



Interesting Facts and MATHS

Who doesn't like a little bit of math. I'm addicted to.

I decided to spawn trivern from zero to 100%. In about an hour and half :

I used : x2 SYC, x1 Lucky Saddle, x3 Carrots and at the end I pilled up cause you know my ego of me keeping agro. >///
<

I gained : 1198 Demon Bloods, 56 Hydra Teeth.

$$1198 \times 2k = 2\,396\,000$$

$$56 \times 25k = 1\,400\,000$$



Grand total of 3 796 000 Gold (if I sell everything)

What a good thing I don't stop at this point. I opened 11 Old Treasure Chest.

11 x 30 Blood = 330 leaving my inventory with 868 blood still up for sale.

I used 55 teeth that became this :



$$10 \times 75k \text{ IMS} = 750\,000$$

$$20 \times 50k \text{ IPS} = 1\,000\,000$$

$$15 \times 70k \text{ ACC pill} = 1\,050\,000$$

$$5 \times 40k \text{ Haste} = 200\,000$$

$$5 \times 40k \text{ Upgrade book} = 200\,000$$

3 200 000 Gold + 1 736 000 from the 868 blood remaining.

GRAND TOTAL OF 4 936 000 Gold.

<https://www.youtube.com/watch?v=KQFAW57xuzk>

I leave the video of my adventure here ! Thank you for reading !