



Ibanez®

artist roster

Doug Aldrich	Whitesnake, Dio
Michael Amott	Arch Enemy
Pete Anderson	
Rusty Anderson	Paul McCartney, Solo
Joe Barresi	Producer, Engineer
Sameer Bhattacharya	Flyleaf
John Bohlinger	Nashville Star, Session
Dino Cazares	Asesino
Adam Dutkiewicz	Killswitch Engage
Audley Freed	
John 5	Rob Zombie
Jason Hook	Hilary Duff
David Keuning	The Killers
Adrian Legg	
Matt Mahaffey	Wired All Wrong, Beck
Jim Root	Slipknot, Stone Sour
Matt Scannell	Vertical Horizon
Mike Scott	Prince, Justin Timberlake, Session
Drew Shirley	Switchfoot
Alex Skolnick	Testament, Trans-Siberian Orchestra
Adrian Smith	Iron Maiden
Joel Stroetzel	Killswitch Engage
Matt Tuck	Bullet for My Valentine



Ibanez®

ibanez.com
· 1726 Winchester Road, Bensalem, PA 19020 ·
· 327 Broadway, Idaho Falls, ID 83402 · \$3.00 in U.S.A. ·
©2007 Printed in the U.S.A. (15m) ·



amps &
effects
2007

Electric Guitar, Bass and Acoustic Amplifiers, Effects Pedals & Accessories

analog effect

a working history

When it comes to electronics for the working musician, Ibanez has been at it for a long time.

In the '70s, when bands like the Grateful Dead wanted to take the amazing sounds they were creating in the studio out on the road, Ibanez created some of the first working rack gear like the AD230 and the AD2000 to do just that. When the Dead wanted to clean up the mess of wires on stage created by their various effects pedals, Ibanez designers came up with the UE700—the first fully integrated multi-effects unit. From then on, it was a non-stop push to do more.

The amps started small to keep it sane. And when people asked for more, Ibanez gave it to them...with 100 watt Tone Blaster stacks and then the monstrous 120 watt all-tube Thermion. But it's the working player—the one who's out there night after night—that our guitar and bass amps are really made for. Their durability and reliability have made them the envy of many established amp makers.

Which brings us to 2007. The redesigned Tone Blasters are even louder and more extreme than the originals—a feat not easily achieved. We're also proud to offer the new MIMX series, our first modeling amps, which offer classic sounds as well as new, aggressive, over-driven tones for today.

But it's not all about radical tones. Our best selling Sound Wave bass amps continue to provide the groove in every genre. And our all-analog Troubadour acoustic amps still offer the most natural, high-fidelity sound around. Ibanez also offers a wide range of smartly designed electronic tuners to make sure your tones are always in tune.

Whether your playing is acoustically uplifting or electrically lethal, Ibanez electronics can help you get the sound you're going for. Keep reading for the full story!

Ibanez continued to work on perfecting its compact effects and in 1980 released the now legendary TS808 Tube Screamer. This led to the 1982 introduction of the Nine Series, which included the TS9 Tube Screamer, FL9 Flanger, CS9 Chorus and AD9 Analog Delay. Over the years, the reputation these pedals established has grown among tone connoisseurs to the extent that they've become effects icons in their own right. Long after production had ceased, collectors sought them out in pawnshops and vintage gear shows, driving their street value through the roof. Ultimately, the demand became so strong that Ibanez could no longer ignore it, and the coveted compacts were carefully recreated and reissued. Today you'll find these pedals—both original and reissue—still on the job with famous and not-so-famous working players around the world.

While those vintage stompboxes are the standard by which all other classic effects are judged, Ibanez had a very non-vintage vision for its guitar amplifiers. In 1998, Ibanez began offering amps built for heavy rock and metal guitarists like those playing our RG six- and seven-strings. Tone Blaster amps were loaded with massive overdrive and distortion and total in-your-face tones.



contents

MIMX	4.5
TBX	6.7
THERMION	8.9
SOUND WAVE	10.11
TROUBADOUR	12.13
PEDAL INTRO	14
CLASSICS	15
WD7/TONE-LOK	16.17
CABLES	18
TUNERS	19

mimx
mimx

If you want versatility and sweet, warm vintage tones then you go to the traditional companies and their modeling amps. But if you want versatility and heavy, nasty and searing modern tones you come to Ibanez. The eleven amp models in the new MIMX series offer a wider variety of distortion and overdrive than any other modeling amplifier—and you've still got plenty of the classic models and clean sounds you need to handle any gig.

- 11 amp models with the widest amp/tonal type variation available. Features ten of the classic British, American and boutique amp models plus a new and original Ibanez high-gain "Psycho" model.
- 10 programmable patches! Any combination of settings can be auditioned and adjusted in real time and then saved to any one of the 10 memory locations. This includes amp model, equalization settings and digital effects and their particular parameters.
- 50 rhythm patterns. Wide range of rhythms for any kind of practice, recording or single gig: metal, Latin, hip-hop, ballad, shuffle, hard rock and much more. No other modeling amp has this feature.
- 13 digital effects (up to three effects simultaneously):
- You can choose one of the four Modulation Type Effects: CHORUS, FLANGER, VIBRATO or STEP.
- And one of four Delay/Reverb Type Effects: DELAY, ECHO, HALL or ROOM REVERB.
- And any one of five Expression Pedal-type Effects Accessible via the OPTIONAL Pedal Controller: VOLUME, RING MODULATOR, AUTO RESONANCE, WAH-WAH and PITCH SHIFT.
- Plus a built-in fully chromatic tuner!



- MIMX150H**
- 150 Watt @ 4 Ohms
 - Fully Digital Programmable Preamp With 11 Amp Models, 10 Memory Locations, 50 Rhythm Patterns And 13 Digital Effects.
 - Accessory Compartment
 - Optional LFC2 Foot Controller
 - 25" w X 10.1" h X 10.1" d
 - Weight: 34lbs



- IS412MCS**
- 4 x 12" Speakers
 - 320 Watt Handling Capacity
 - Straight Front With Slightly Angled Baffle
 - MDF Baffle Board
 - Particle Board Back And Sides
 - 1 x 4 Ohm And 1 x 16 Ohm Jacks
 - 27.6" w x 29.8" h x 13.2" d
 - Weight: 92lbs
 - Also Available IS412MCA W/ Angled Front

- MIMX65**
- 65 Watt Guitar Amp
 - 12" Speaker
 - Fully Digital Programmable Preamp With 11 Amp Models, 10 Memory Locations, 50 Rhythm Patterns And 13 Digital Effects.
 - 1/4" CD/MP3 Input Jack
 - 1/4" Headphones/Record Out Jack
 - Closed Back
 - Optional IFC2 Foot Controller
 - 19.5" w x 17.8" h x 10.1" d
 - Weight: 37lbs



- IFC2**
- Optional foot controller for MIMX expression pedal effects

Tone Blaster



We made the first generation Tone Blasters to give players the edgy, overdriven tones needed for heavy rock and metal. Now it's time for something even more vicious. The new TBX Tone Blaster Extreme amps provide tones that will rip your head off...and anyone else fortunate (or unfortunate) enough to be in the general vicinity.

- Carefully tuned combination of clean, crunch, overdrive and heavy distortion sounds.
- More high-gain than the original high-gain Tone-Blasters with adjusted heavy distortion for players from today's Extreme Metal to yesterday's Nu-Metal.
- Acclaimed and exclusive Ibanez distortion.
- Active 3-band EQ with parametric midrange control allows a vast array of tones as well as the mid-scooping preferred by metal players.
- Heavy-duty design with easy-access slanted front panel, metalized control knobs, massive corners and ultra-thick tolex.



TB150H Accessory Storage
Allows convenient storage of footswitches, cables or accessories.



HUE Control
Adjusts overall tonal character. (TBX150H/150R)



CD/MP3 Player In
Featuring a mixing preamp that allows you to play along with any music source. (TBX15R/30R/65R)



IS Speaker driver
Extremely efficient Ibanez IS speaker drivers are voiced for tight and focused low-end for today's modern music styles.

TBX150H

- 150 Watt @ 4 Ohms
- Two Discrete Channels
- 2 Separate 3-Band Active EQs. With Parametric Midrange In Second Channel
- Normal Channel W/Switchable Overdrive
 - Hot Channel W/Switchable Boost
- Gain And Volume Controls Each Channel
 - Reverb And Resonance
 - 1/4" CD/MP3 Input Jack
 - 1/4" Headphones/Record Out Jack
- Channel, Reverb, Overdrive And Boost Footswitch Jacks
- Accessory Compartment
- LED Indicator For Channel, Reverb, Overdrive And Boost
- Effect Loop
- 25" w X 10.1" h X 10.1" d
- Weight: 38lbs

IS412CA

- 4 x 12" Speakers
- 320 Watt Handling Capacity
- Angled Front with 2-Piece Split Baffle
 - MDF Baffle Board
 - Particle Board Back And Sides
- 1 x 4 Ohm and 1 x 16 Ohm Jacks
- 27.6" w x 29.8" h x 13.2" d
- Weight: 92lbs
- Also Available IS412CS w/Straight Front

IFS4X

- 4-Button Latching Switch with LED
- Channel Select/Reverb/X-Mode/Overdrive On-Off
- For 150R/150H

IFS2X

- 2-Button Latching Switch With LED
- Channel Select/Reverb On-Off
- For TBX30R/65R/150R/150H



TBX65R

- 65 Watt With 12" Speaker
- Two Discrete Channels
- 2 Separate 3-Band Active EQs With Parametric Midrange in Second Channel
- Hot Channel w/ Switchable Boost
- Reverb
- 1/4" CD/MP3 Input Jack
- 1/4" Headphones/Record Out Jack
- Channel and Reverb Footswitch Jack
- Closed Back
- 19.5" w x 17.8" h x 10.1" d
- Weight: 42lbs

TBX150R

- 150 Watt with 2 x 12" Speakers
- Two Discrete Channels
- 2 Separate 3-Band Active EQs. with Parametric Midrange in Second Channel
- Normal Channel w/ Switchable Overdrive
- Hot Channel w/ Switchable Boost
- Gain and Volume Controls Each Channel
- Reverb and Resonance
- 1/4" CD/MP3 Input Jack
- 1/4" Headphones/Record Out Jack
- Channel, Reverb, Overdrive And Boost Footswitch Jacks
- Closed Back
- LED Indicator for Channel, Reverb, Overdrive And Boost
- Effect Loop
- 26.4" w x 19.5" h x 10.9" d
- Weight: 71lbs

TBX15R

- 15 Watt With 8" Speaker
- Two Switchable Channels
- 3 Band Active EQ With Parametric Midrange Common To Both Channels
- Reverb
- 1/4" CD/MP3 Input Jack
- 1/4" Headphones/Record Out Jack
- Closed Back
- 14.6" w x 13.8" h x 7.9" d
- Weight: 20lbs

TBX30R

- 30 Watt With 10" Speaker
- Two Switchable Channels
- 3-Band Active EQ With Parametric Midrange Common To Both Channels
- Reverb
- 1/4" CD/MP3 Input Jack
- 1/4" Headphones/Record Out Jack
- Channel And Reverb Footswitch Jack
- Open Back
- 17.4" w x 16.2" h x 8.7" d
- Weight: 23lbs



X Mode/Channel
The X mode/channel emphasizes tighter low end and a unique tonality in the midrange, which increases sustain and harmonics.



Gain Control On Normal Channel
The TBX features a Gain control on the Normal Channel to offer wider tonal variation ranging from pure clean tones to crunchy overdrive.



Parametric MID EQ Control
Midrange is a very important aspect in determining the character of an amplifier's sound. The TBX active Parametric Mid control allows you to shape a wide variety of distortion tones and amp sounds. This control also works for the Normal channel on the TBX15R and TBX30R.

thermion

The 120 watt Thermion features only the finest top-shelf, military-grade components...all in the service of a design that considers every aspect of modern playing from tone to transport. But the most important spec is this: Thermion is all tube. There is absolutely no wimpy solid-state circuitry in the signal path to compromise Thermion's unstoppable and unrelenting tube tones and power.




TN120 THERMION™ Ibanez All-Tube Amplifier

- 120 Watt 5%THD @ 4, 8, or 16 Ohms
- All-tube signal (NO SOLID-STATE!) line circuitry with mechanical relays
- 4 x 6L6GCMSTR MATCHED RUBY Tubes™* output tubes (user switchable to 6550s)
- 5 x 12AX7A SELECTED RUBY Tubes™* preamp tubes
- HI/LO input impedance switch
- Two independent channels: Vintage Channel & Hot Channel
- Tube Circuit Effects Loop w/Send and Return Level Control on the front panel
- Blend/Series switch
- Illuminated front panel and illuminated Ibanez logo
- Dampening switch enables different distortion characteristics out of Hot channel
- Rotary 3-position bright switch in Vintage Channel
- Traditional passive EQ in both channels
- 3-button footswitch for channel switching, dampening and effects loop on/off.
- Maintenance friendly, professional-grade design includes bias adjustment interface for output tube replacement on top of chassis, CSA C/US compliance (under application), high efficiency toroidal core transformer with automatically resetting thermal fuse, durable 3/4" plywood cabinet, heavy-duty toggle switches, potentiometers with dust-covers, and more.
- Weight: 50lbs

*RUBY Tubes is a trademark of the Magic Parts Co.

TN412A THERMION™ traditional angled guitar speaker cabinet TN412S THERMION™ straight front guitar speaker cabinet

- 4 x Celestion® Vintage 30** speaker drivers
- 5/8" birch plywood provides durability and augments resonance
- Input jacks w/stereo/mono switch
- Separate left and right chambers eliminate acoustic interference
- 2-1/2" large heavy-duty pop-in casters
- Durable 1.5mm black nickel-plated carbon steel corners and additional front angle corners (TN412A)
- Ultra-durable cane net grill
- Dimension: 31.0"w x 31.5"h x 14.5"d
- Weight: 105lbs



1. Illuminated front panel logo and controls provide full visibility on stage for you—and the audience.
2. Select RUBY Tube* preamp tubes. Tube shields on every pre-amp tube (not utilized in many other professional grade amps) reduce noise.
3. Matched RUBY Tube output tubes are used for optimum performance and stability.
4. "Over-spec'd" high efficiency toroidal power transformer virtually eliminates 60Hz hum.
5. Heavy-duty Thermion cabinets feature 5/8" cabinet-grade birch plywood. Two fully isolated left and right sound chambers provide enhanced bottom-end and true stereo performance when used in the stereo model.

6. Often imitated, never duplicated, Celestion's® Vintage 30's** are the industry-standard heavy-rock speaker. Another example of the Thermion commitment to using only the finest components.
7. Bias adjustment allows easy biasing and changing of tubes (to approximate the same sound as the previous tubes) without removing the chassis. (Should be performed by qualified personnel only.)
8. Big, beefy, high-fidelity output transformer provides the accurate high-end sizzle and full low-end required by modern players (and often not achieved by many tube amps).

**Celestion® and "Vintage 30" are trademarks of the Celestion Corporation.



Why are Sound Waves one of the world's best selling bass amps? Reason one: Sound Wave amps are loaded with the features previously only available in boutique and high-end amps. Reason two: Because Sound Wave amps offer the perfect combination of function, sound, value, and durability—whether you need traditional thump or today's pop, slap and funk. Reason three: Playing a Sound Wave will give you what you need for the groove, the drive, the pocket and the tones—which is really the best reason of all.



- SW100**
- 100 Watt @ 8 Ohms Using Internal Speaker
 - 145 Watt @ 4 Ohms Using Optional Extension Cabinet
 - Tilt Back Design
 - 15" Speaker And Piezo Tweeter With On/Off Switch
 - Active 4-Band EQ With Selectable Midrange (250hz/500hz/800hz)
 - Limiter With LED Indicator
 - Sensitivity Switch
 - Effect Blend Control
 - Master Volume Control
 - CD Inputs
 - Headphone Out
 - Transformer Balanced DI (XLR Type) With Pre/Post Switch And Ground Lift Switch
 - Line Out
 - Effects Send And Return
 - Extension Speaker Out (145 Watt At 4 Ohms)
 - Closed Back
 - 21.6" w X 23.2" h X 19.5" d
 - Weight: 67lbs

- SW115S**
- Bass Extension Speaker Cabinet
 - 15" Speaker And Piezo Tweeter With On/Off Switch
 - Closed Back
 - Heavy Duty Casters
 - 21.6" w x 20" h x 19.5" d
 - Weight: 53lbs



- SW35**
- 35 Watt Dedicated Bass Amp
 - Tilt Back Design
 - 10" Coaxial Speaker For Wider Frequency Response
 - Active 4-Band EQ
 - Limiter With LED Indicator
 - Variable Input With 10db Gain
 - Master Volume Control
 - CD Inputs
 - Headphone Out
 - Line Out
 - Effects Send And Return
 - Closed Back
 - 16.4" w x 17.8" h x 14.4" d
 - Weight: 34.3lbs



- SW20**
- 20 Watt Dedicated Bass Amp
 - 8" Coaxial Speaker For Wider Frequency Response
 - Active 4-Band EQ
 - Limiter
 - Variable Input With 10db Gain
 - CD Inputs
 - Headphone Out
 - Closed Back
 - 13.2" w x 14.4" h x 10.8" d
 - Weight: 19.6lbs



- SW65**
- 65 Watt Dedicated Bass Amp
 - Tilt Back Design
 - 12" Speaker With Piezo Tweeter
 - Active 4-Band EQ
 - Limiter With LED Indicator
 - Variable Input With 10db Gain
 - Master Volume Control
 - CD Inputs
 - Headphone Out
 - Line Out
 - Effects Send And Return
 - Closed Back
 - 18.2" w x 20.2" h x 16.5" d
 - Weight: 44.4lbs

3-way middle frequency select rotary switch easily selects 250Hz, 500Hz or 800Hz midrange frequency positions.



The SW100's Direct Out is a transformer-balanced XLR connector-output which features completely controlled low impedance works for extremely low signal-level loss. Pre- or post-EQ switchable and ground lift switch-equipped to avoid ground loops with other connected equipment.




The SW100 is equipped with a 15" Power Jam bass speaker and a piezo tweeter which can be turned on or off via a front panel switch.



Rear panel includes extension speaker jack, tuner output, and Send and Return jacks.



Coaxial speakers on the SW20 and SW35 feature a tweeter mounted in the center of the speaker's pole piece. This design avoids having a particular "hot spot" or "sweet spot" as often found in separate speaker/tweeter setups.



Ibanez's original "POWER JAM" bass speaker drivers. The PJ1508B 15" 8 ohm speaker driver features a 2" voice coil and big 55oz ceramic magnet for full bottom end and warm midrange.



troubadour

When it's time to plug in and reach a wider audience, players who want the warm, natural sounds of an all-analog acoustic amp choose Troubadour. Troubadour amps feature all-analog circuitry (including a real spring reverb) for both rich and high-fidelity acoustic tones—plus extended range speakers and versatile EQ systems so your audience will get your message loud, clear and exactly how you intended it.



TA35 Troubadour

- 35 Watt Dedicated Acoustic Amplifier
- 10" Custom Made Coaxial Speaker
- Switchable Chorus With Speed And Depth Control
- Switchable Reverb With Level Control
- Active 3-Band EQ With Sweepable Midrange
- Internal Limiter
- Two Discrete Channels For Vocals And Guitars
- XLR Balanced Input On Mic Channel
- CD/Aux Input
- Master Volume
- Line Out
- Footswitch Jack
- Optional LFS2 2-Button Footswitch
- Closed Back/Kick Back Cabinet
- 16.5" w x 17" h x 14.6" d
- Weight: 31lbs

TA20 Troubadour

- 20 Watt Dedicated Acoustic Guitar Amplifier
- 8" Custom-Made Coaxial Speaker
- 3-Band EQ With Sweepable Midrange
- Internal Limiter
- Switchable Chorus With Speed And Depth Control
- Reverb With Level Control
- Line Out
- Closed Back
- 12.6" w x 14.2" h x 10.5" d
- Weight: 20lbs

TA225 Troubadour

- 25 X 25 Watt Stereo Dedicated Acoustic Guitar Amplifier With Reverb
- Chorus With Speed And Depth Controls (Guitar Channel Only)
- 2 X 10" POWER JAM Speakers With Two Mini-tweeters
- Two Separate Channels. Vocal: With XLR And 1/4" Inputs, 2-Band EQ And Level Control
- Guitar: With 1/4" Inputs, 3-Band EQ, Sweepable Midrange And Level Control
- Footswitchable Reverb (Global)
- Optional LFS1 Footswitch
- Headphone Out
- Effects Loop
- Closed Back
- 24.8" w x 19.5" h x 10.4" d
- Weight: 46.2lbs

BACKSTAGE AMPS

Convenient. Compact. Lightweight. Inexpensive. Everything you expect from a small amp and something you don't expect: BIG TONES. Our bass and acoustic 10 watt backstage amps provide the full and rich tone you must have to achieve plugged-in satisfaction. And our bantam IBZ10G with genuine Tone Blaster distortion offers the aggressive overdriven tones you simply won't find in other amps in its class.

IBZ10B

- 10 Watt Dedicated Bass Amp
- 6.5" Speaker
- 3-Band EQ With Presence Control
- Headphone Out
- Enlarged Closed-Back Cabinet For "Phatter" Bass Tone
- 11" w x 12.5" h x 8" d
- Weight: 13lbs



IBZ10G

- 10 Watt Guitar Amp
- 6.5" Speaker
- Active 3-Band EQ
- Tone Blaster Distortion
- CD Inputs For Jamming
- 11" w x 12.5" h x 8" d
- Weight: 13lbs

IBZ10A

- 10 Watt Dedicated Acoustic Guitar Amplifier
- 6.5" Speaker
- 3-Band EQ
- Switchable Chorus With Depth Control
- Headphone Out
- Open Back
- 10.9" w x 12.5" h x 7.5" d
- Weight: 10.6lbs



TA35

Features line output (approximate 0dBm level), footswitch jack for reverb and chorus on and off.



The TA35 features onboard chorus with depth and speed controls, reverb and microphone and CD inputs. The pre-amp section of the TA35 has been specially voiced for the acoustic guitar and the TA35 can function as a powered mixer for solo gigs.



40wrms/80wmax co-axial speaker driver and closed-back cabinet provide both powerful lows and crystal clear highs.



TA20

8" co-axial compact speaker system with polypropylene cone, round rubber edge and mica cone HF driver provides the best response from a compact closed-cabinet format.

classics

classic effects



FL9 flanger

"Flanging is a form of phasing that creates a linear harmonic response across the audio spectrum. The result is a swooshing that, at its most extreme, recalls the sound produced by a passing jet. I was promptly addicted to the FL9's airy flanging, which rode the frequency of my sustained signal like a surfer riding the crest of a wave. As with the other Nine Series pedals, the FL9's effect never interfered with the response of my original signal and remained clean and pure."



CS9 stereo chorus

"Chorus is one of the guitarist's most commonly used effects for its ability to double and thicken tone, as well as create a stereo picture from a mono source. I split the CS9's output between two Fender combos and marveled at its ability to create elaborate and lush tones that were never mushy or weak. The CS9 was equally good at creating subtle enhancements that would define a guitar within the mix."



AD9 analog delay

"I tested the AD9 reissue using Victoria, Soldano and Mesa amps and found its tone and overall performance spectacular. When adjusted properly, the AD9 creates natural reverb-like echo that strikes just the right blend of warmth and precision. Even when I ran my amps loud and clean, proper settings of the AD9 yield sweet repeat and decay characteristics that sound like an extension of the cabinet and amplifier rather than the result of an outboard device. It works its charm for significantly less than the cost of a rackmount analog delay, yet sounds every bit as good."

Above excerpts from *Guitar World* review article, "Ibanez Nine Series Reissue Pedals," January 2007. ("Victoria," "Soldano," "Mesa," and "Fender" names referenced within the review are trademarks of their respective owners.)



TS808 the original tube screamer®

"Ah, the Tube Screamer. Has there ever been a stompbox more revered than this puke green masterpiece? Methinks not. The reissue pedal makes it easy to hear why players—particularly blues cats—go cuckoo for the 808. Rather than slam your amplifier's front end with copious amounts of gain, the TS808 gently coaxes a warm overdrive that is more tube-like than many pedals that sport tubes."

"Stompbox Fever" TS808 Review (Awarded Editors Pick) *Guitar Player* magazine, June 2004



TS9/TS9DX tube screamers

Both our TS9 Tube Screamer reissue and TS9DX Turbo Tube Screamer feature the TA75558 chip used in most of the original TS9's with the TS9DX adding three settings for increased low-end crunch.

TS9
Winner of *Guitar Player* magazine Readers' Choice Award
Best Stompbox 2004

compact effects

Sometimes it's best to keep it simple. Which is why, in a world of dizzying often over-complex technology, the durable, dependable and simple stompbox continues to be the most widely used and effective means to expand, color, distort, mutate, sustain and twist tone.

When you look over stompbox-loaded pro rigs featured in the guitar mags, you'll find few that don't feature a Tube Screamer of one sort or another—one of the reasons the original Tube Screamers fetch such high prices. You don't need to shell such big bucks to get the same effect. Our handwired TS9 and TS808 reissues recapture with complete accuracy the classic tones of the originals. And our machine-wired Tone-Lok TS7 provides the same famous overdriven Tube Screamer tones for a fraction of the price.

But our compact effects go far beyond overdrive. Between our handwired Nine Series reissues like the venerable CS9, FL9 and AD9 and the vast assortment of Tone-Lok pedals, you can create or lay waste to any sonic landscape you can imagine.

tone loks



The most variable and controllable guitar wah you can get. The Weeping Demon's shrieks, cries, wails and seductive siren songs will have your audience screaming for more. The Weeping Demon features spring and normal footboard action, selectable wah range, fine tuning controls and more.



SM7 Smash Box
The most aggressive weapon in the Tone-Lok distortion arsenal. Features obscene amounts of gain, tight low-end and searing highs for the definitive heavy rock sound. VOID noise gate and EDGE controls offer everything from all-out shred to machine gun metal riffs and rhythms.



CF7 Chorus/Flanger*
An amazingly versatile pedal. The CF7 creates whooshing jet plane sounds, shimmering soundscapes and contemporary chirps and blurs. Classic chorus and flanger effects in the NORMAL mode... or totally insane modulation sounds in the WHACK'D mode. Like getting four pedals in one.



DS7 Distortion
The most versatile Ibanez distortion pedal ever, capable of producing a wide range of smooth, dynamic overdrive tones. From a subtle tonal nudge to walloping rock n roll crunch, the DS7 delivers days of sustain and gobs of gain.



TS7 Tubescreamer*
The most affordable version of the most famous pedal in the world! The TS7 offers the classic subtle-but-smooth Tubescreamer overdrive that expands your guitar's expressiveness while maintaining its tonal integrity and your personality. Includes added "hot" switch for an extra gain boost.



FZ7 Fuzz*
With the FZ7's Tone, Drive and Level controls, it's never been easier to get the right retro fuzz tones. You can even engage the DAMAGE switch for the perfect ratty broken speaker sound.




DE7 Delay/Echo*
This popular Tone-Lok pedal offers 30ms to 2.8 seconds of delay with the best of both worlds: high tech digital or warm vintage tape echo sounds—all with a flick of a switch. Stereo outputs can be used for an even more spacious sound.



PH7 Phaser
Designed to emulate the effect of a rotating speaker, the PH7 has a switchable phase circuit capable of either four or eight stages of smooth phasing. With these two very different tonal modes, you can go from a subtle shimmer to all-out '70s funk phasing.



PM7 Phase Modulator
Three waveforms give you everything from classic phaser to DJ effects to ray gun sounds. The three different modes offer vintage, deep and dry, or deep and pronounced. The PM7 goes from traditional to 21st century phasing and beyond.



AW7 Autowah
The AW7 not only has the standard wah where both highs and lows are cut, it also features a setting with just the highs cut—plus the AW7 has distortion. A Band Pass Filter provides the sound of a wah left at one setting and you can change the wah/distortion effects order for different sounds.




LF7 Lo Fi
The first dedicated filter pedal for the guitar. Voltage controlled analog high and low pass filters allow you to emulate transistor radio and megaphone-style sounds. Best used at the end of a signal chain, the LF7 performs equally well with vocals, drum machines or in any "mix down" context.



PD7 Phat-Hed Bass Overdrive
With three different pre-amp style settings, dialing in a thunderous bass sound has never been easier. The PD7 is loaded with growling low-end distortion, but you can even use it as an outboard EQ on the CLEAN mode.




SB7 Synthesizer Bass
The ultimate auto-wah for bass features full analog circuitry for rich tones and real time feel so there's no annoying tracking error or delays. You can even play chords.




- a. Spring Tension**
Adjusts the tension of the footboard return-spring in the AUTO SWITCH mode.
- b. Pedal Friction**
Turn clockwise for more footboard resistance; counter clockwise for a looser feel.
- c. Footswitch**
Allows on-off switching of the effect independent of the footboard when the MODE LEVER is in the FOOTSWITCH Mode.

- d. Mode Lever**
Changes the mode so the effect can be turned on and off with the FOOTSWITCH (f) or with the AUTO SWITCH (effect turns off when pedal is in the upright position).
- d1. AUTO SWITCH Mode**
- d2. FOOTSWITCH Mode**



- e. Auto-Off Delay**
In the AUTO SWITCH mode, you can set the effect-off either on standard instant-off when the pedal is returned to the full upright position or a delayed-off by turning the control clockwise.
- f. Range**
f1. RANGE SWITCH for switching between LOW and HIGH frequency response.
f2. RANGE FINE TUNING allows fine tuning within either the LOW and HIGH RANGE SWITCH settings.




*Guitar Player magazine Editors' Pick Award



cables

Series 96 Premium Cable

- 10-year replacement warranty
- The quality and fidelity of the best-known premium brand at a more affordable price.
- 96 micro-strands of silver-plated copper core wires offer low impedance and maximum signal transfer.
- Heavy-duty plug contact terminals reinforced for even more strength and durability than many other premium brands.



Series DS Low Noise Cable

- 10-year replacement warranty
- "Basic" in price only, DS cable offers pro-quality and durability at standard cable prices.
- Double-shielded construction.



Series 96	96 silver-plated core strands	Specifications
NSC6	6' 96 Cable	6' / 2 STRAIGHT PLUGS
NSC6L	6' 96 Cable	6' / STRAIGHT & RIGHT ANGLE PLUGS
NSC10	10' 96 Cable	10' / 2 STRAIGHT PLUGS
NSC10L	10' 96 Cable	10' / STRAIGHT & RIGHT ANGLE PLUGS
NSC15	15' 96 Cable	15' / 2 STRAIGHT PLUGS
NSC15L	15' 96 Cable	15' / STRAIGHT & RIGHT ANGLE PLUGS
NSC20	20' 96 Cable	20' / 2 STRAIGHT PLUGS
NSC20L	20' 96 Cable	20' / STRAIGHT & RIGHT ANGLE PLUGS

Series DS	Double Shielded Cable	Specifications
DSC05LL	0.5' DS Cable	0.5' / 2 RIGHT ANGLE PLUGS
DSC08LL	0.8' DS Cable	0.8' / 2 RIGHT ANGLE PLUGS
DSC6	6' DS Cable	6' / 2 STRAIGHT PLUGS
DSC6L	6' DS Cable	6' / STRAIGHT & RIGHT ANGLE PLUGS
DSC10	10' DS Cable	10' / 2 STRAIGHT PLUGS
DSC10L	10' DS Cable	10' / STRAIGHT & RIGHT ANGLE PLUGS
DSC10LL	10' DS Cable	10' / 2 RIGHT ANGLE PLUGS
DSC15	15' DS Cable	15' / 2 STRAIGHT PLUGS
DSC15L	15' DS Cable	15' / STRAIGHT & RIGHT ANGLE PLUGS
DSC15LL	15' DS Cable	15' / 2 RIGHT ANGLE PLUGS
DSC20	20' DS Cable	20' / 2 STRAIGHT PLUGS
DSC20L	20' DS Cable	20' / STRAIGHT & RIGHT ANGLE PLUGS
DSC20LL	20' DS Cable	20' / 2 RIGHT ANGLE PLUGS
DSC25	25' DS Cable	25' / 2 STRAIGHT PLUGS
DSC25L	25' DS Cable	25' / STRAIGHT & RIGHT ANGLE PLUGS

tuners

When you make 6-string, 7-string and 8-string guitars for players who use all kinds of alternate tunings, you'd better be very serious about tuning. We are. Our wide variety of compact tuners offer strict accuracy, easy operation and our famous Ibanez reliability.



LU20 PEDAL TUNER

This new tuner features a durable die-cast housing and LED display with a three-color indicator for maximum visibility from the floor. It also features a true bypass on/off switch for the truest tone and a muting function.



LU10

Wide-size easy-to-read chromatic LED tuner



MU30

Metronome/chromatic tuner with LCD display



GU30

Guitar and bass tuner available in red, blue, or silver. Manual and automatic tuning. Output jack for effect board use. Internal speaker.