


Dr. Dieter Seifert
bdiv.seifert@t-online.de
Parabolic Solar Cooker SK1.4
Annes E, 03/2018

SK1.4 Annex E

page 1


Overall view SK 1.4
with one of 24
reflector sheets



Fixation of Reflector Sheet (1)
with Wire (16) at ring welded to
Ring Connector (8)




Connection of Vertical
Stand (2) to Basis (3)
with Rope Clamps (20)
(if not welded)




Reflector sheet
attached to
Central Support (15)



Central Support (15)
consists of two equal
pieces connecting
Ring Connectors (8)



Fixation of Reflector Sheet with
Wire (16) at Main Ring (5),
which is welded to Ring Connector (8)



General view of Friction Clutch, Baring Plate (11) and Connection of Axis (4) with Vertical Stand (2)



View of Friction Clutch at Axis with Bearing Plate, Pressure Plate and Friction Ring (22) with Friction Ring Holder (14)



Shadow Indicator (22) connected to middle Ring Connector (8) with Rope Clamp (20)

Dr. Dieter Seifert
 bdiv.seifert@t-online.de
 Parabolic Solar Cooker SK1.4
 03/2018

SK1.4 Annex E
 page 2