

Super Mario 3D World Community



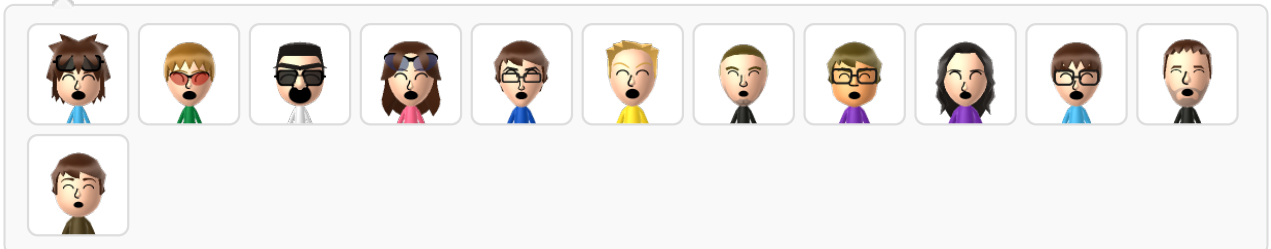
Nintendoer Nintend0er
12/23/2014 11:31 PM · Spoilers



3D World Hidden Luigis! This post will contain all of the hidden 8-bit Luigis I have found throughout the game. Comment here if you're interested in seeing these.

+ Yeah!

12 121



Advertisement

Share this Post




Embed

Comment



Nintendoer 12/23/2014 11:31 PM ·Spoilers

There are several that I have not yet found. These include: On the world map of world 2, the world map of world 3, 5-3, 5-6, 5-7, 5-castle, Star-1, Star-2, Star-9, Mushroom-1, Mushroom-4, Flower-1, Flower-6, all of the crown levels, and all of the post-game world maps. If you know the location of any of these, post them here!



Nintendoer 12/23/2014 11:32 PM ·Spoilers

I also found some of these online. I will list these as well, but I will mention it if I didn't find it myself.

Okay, time to start showing them! For starters, there's an 8-bit luigi in the screenshot at the top of the post, in the lower left. I don't know if that would count as being hidden, but...



Nintendoer 12/23/2014 11:32 PM ·Spoilers

This Luigi will only appear if you either have save data for NSLU, or if you have beaten the game.

Yeah!

0



Nintendoer 12/23/2014 11:38 PM ·Spoilers

Next, the manual. Unfortunately, I don't think it's possible to post screenshots of it, but there's one on page 8 at the bottom, and on page 17 about halfway down.

Yeah!

0



Nintendoer 12/23/2014 11:39 PM ·Spoilers

One appears in the window of every stamp house. This one is in front of Luigi.



Yeah!

0



Nintendoer 12/23/2014 11:41 PM ·Spoilers

I don't really think this counts, but if you're playing as Luigi, one appears on the world map...



+ Yeah ❤️

0 📄



Nintendoer 12/24/2014 12:02 AM ·Spoilers

Finally got this one to appear. Rarely, a Luigi will pop out of a coin block when you strike it.



+ Yeah!

0 📄



Nintendoer 12/24/2014 12:04 AM ·Spoilers

This is also true of blocks outside of levels.



+ Yeah ❤️

0 📌



Nintendoer 12/24/2014 12:07 AM ·Spoilers

Occasionally, he can be seen floating up with the rest of the confetti in these warp blocks.



+ Yeah!

0 📌



Nintendoer 12/24/2014 12:10 AM ·Spoilers

And while winning coins in this bonus game.



+ Yeah!



Nintendoer 12/24/2014 12:13 AM ·Spoilers

During the intro, 8-bit Luigis can be seen flying out with all the other junk. This is one I found online.



+ Yeah!



Nintendoer 12/24/2014 12:18 AM ·Spoilers

World 1 map. Yet another I had to look up. After a bit of time, Luigi comes out of the pipe in the model for 1-2.



+ Yeah!



Nintendoer 12/24/2014 12:21 AM ·Spoilers

World 2 map is unknown to me, and I can't find it online either.

World 3 map is supposedly somewhere on this screen. But I can't find it for the life of me. (If you see it, let me know!)



+ Yeah...



Nintendoer 12/24/2014 12:24 AM ·Spoilers

Actually, I just now saw it. A large, faint outline of him on the water on the top of the screen, slightly left of the castle. I dunno whether to say I found it online or not, since what I found online certainly didn't help me actually see

the darn thing.

+ Yeah...

0



Nintendoer 12/24/2014 12:26 AM ·Spoilers

World 4 map. Easy enough. It's in the general direction that Luigi is facing.



+ Yeah!

0



Nintendoer 12/24/2014 12:29 AM ·Spoilers

World 5 map. I wish I could say I found this one on my own, but that would be a big lie. It's only visible for a fraction of a second while taking the pipe leading away from the "main" section of world 5 that ultimately leads to the golden train level.



+ Yeah!

0



Nintendoer 12/24/2014 12:30 AM ·Spoilers

It's also visible on the edge of this little island.



+ Yeah!

0



Jacob 12/24/2014 12:30 AM

post for alerts.

+ Yeah!

0



Nintendoer 12/24/2014 12:32 AM ·Spoilers

World 6 map. Another easy one, located underneath the rainbow bridge.



+ Yeah!

0



Nintendoer 12/24/2014 12:36 AM ·Spoilers

World Castle map. This might be hard to see on a Miiverse screenshot...

Look at the lava underneath the explorable area. On the left and right sections, there are blocks behind the bars, and on the right section, a Luigi can be seen on top of those blocks.



+ Yeah!

0




Nintendoer 12/24/2014 12:39 AM ·Spoilers

World Bowser map. Luigi is taking a break, riding the ferris wheel. (right-most visible car)

I saw the location for this one online, because...



Yeah!



Nintendoer 12/24/2014 12:41 AM ·Spoilers

...I found this one, and didn't think there were two on a single map. Luigi is facing it.



Yeah!



Nintendoer 12/24/2014 12:45 AM ·Spoilers

Okay, that will do for the Luigis not specific to levels. That's enough for now; I'll start in on them next time.

Yeah!





Benjamin 12/24/2014 1:03 AM

This is great! I love these Luigi easter eggs! Do you plan on doing a similar guide for Captain Toad?

+ Yeah!

0



Nintendoer 12/24/2014 1:05 AM

If/when I get it, possibly.

+ Yeah

2



NoFaceFred 12/24/2014 10:16 AM

Comment for notifications.

+ Yeah!

0



Ethan 12/24/2014 11:06 AM

lots of hidden luigi's...gotta find 'em all, i guess...

+ Yeah!

0



Connor 12/24/2014 1:27 PM

(Notifications)

+ Yeah!

0



Francesco 12/24/2014 1:34 PM

These are really interesting!

+ Yeah!

0



Blake 12/25/2014 10:01 AM

And I thought there were a lot if Luigis in Mario and Luigi Dream Team.

+ Yeah!?

0



Nintendoer 12/26/2014 10:59 PM ·Spoilers

Took a break for Christmas, but now I'm back.

1-1. You can see him peeking from behind the fence over there.



+ Yeah!

0



Nintendoer 12/26/2014 11:01 PM ·Spoilers

1-2. Turn the camera this way in the beginning to spot him.



+ Yeah!

0



Nintendoer 12/26/2014 11:03 PM ·Spoilers

1-3. Climb the tree on the right in the beginning, and you can see him in the shadow of the top-most tree.



+ Yeah!



Nintendoer 12/26/2014 11:05 PM ·Spoilers

1-4. Easy to miss in the beginning unless you're specifically looking for him. Of course, that could be said for a lot of these...



+ Yeah ❤️



Nintendoer 12/26/2014 11:09 PM ·Spoilers

1-5. It's rather blurry, but he runs across in the mirror's reflection.



+ Yeah!



Nintendoer 12/26/2014 11:16 PM ·Spoilers

1-Castle. Before the level even begins, Luigi can be found during the cutscene showing the character entering the castle. As soon as it begins, he can be seen on top of a brick. I found this one online.



+ Yeah!



Nintendoer 12/26/2014 11:19 PM ·Spoilers

Also in the same level, gaze outward before confronting Bowser to see a giant Luigi wading through the water.



+ Yeah!

1



Nintendoer 12/26/2014 11:24 PM ·Spoilers

2-1. A giant one under the platform on the right, found shortly after the checkpoint.



+ Yeah!

0



Nintendoer 12/26/2014 11:28 PM ·Spoilers

2-2. Touch the first block in the beginning. Among the cubes floating up, an 8-bit Luigi will as well. This is only true of this first block.



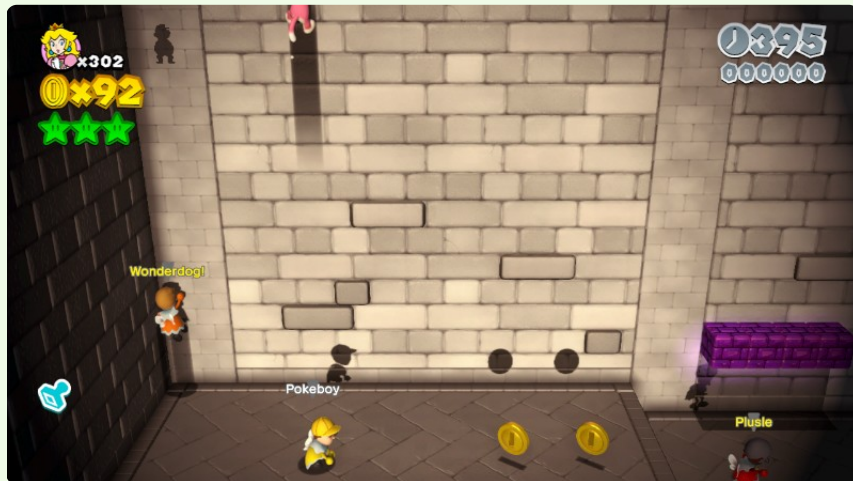
+ Yeah!




Nintendoer 12/26/2014 11:39 PM ·Spoilers

2-3. Look up at the beginning.

Actually, um...this MIGHT be an 8-bit Mario. There's no way to know for sure.



+ Yeah ❤️



Nintendoer 12/26/2014 11:44 PM ·Spoilers

2-4. Found on the large rolling wheel just before the checkpoint.



+ Yeah!



Nintendoer 12/26/2014 11:49 PM ·Spoilers

Also in this level, the pipe after the checkpoint contains a Luigi. He'll pop out at about 100 seconds left. Yeah, there's no way I found this one on my own.




+ Yeah!



Nintendoer 12/26/2014 11:53 PM ·Spoilers

2-5. At the very end, turn the camera to see it.



+ Yeah!

0



Nintendoer 12/26/2014 11:56 PM ·Spoilers

2-Tanks. It's on the tracks, right in front of me in the beginning.



+ Yeah!

0



Nintendoer 12/26/2014 11:59 PM ·Spoilers

...And in the confetti at the end.

That's all of 'em for now!



+ Yeah!




Nintendoer 12/27/2014 10:38 PM ·Spoilers

3-1. During the second half of the level, the snow will start falling harder. Luigi will sometimes replace one of the snowflakes at this time.

I hope this one is visible on Miiverse.



+ Yeah!



Nintendoer 12/27/2014 10:43 PM ·Spoilers

3-2. Break the sign here after the checkpoint. Simple enough.



+ Yeah!



Nintendoer 12/27/2014 11:01 PM ·Spoilers

3-3. The Luigi zombies rising from their graves appear only after a VERY long time. So long, in fact, that all 150 seconds of extra time hidden in the level must be collected in order to be able to wait around long enough.

Kinda creepy, honestly. These must be from all the times I died while playing through the Lost Levels on the Wii VC.

This is probably my favorite 8-bit Luigi appearance.



+ Yeah!?





Nintendoer 12/27/2014 11:06 PM ·Spoilers

3-4. More Luigi confetti.



+ Yeah!




Nintendoer 12/27/2014 11:09 PM ·Spoilers

3-5. In the beginning, in the water toward the left.




+ Yeah!



Nintendoer 12/27/2014 11:12 PM ·Spoilers

In addition, enter the pipe leading to the "sunken ship" area at around 440 seconds on the clock. There will be one traveling through the pipe.

Found this one online.



Yeah!

0



Nintendoer 12/27/2014 11:16 PM ·Spoilers

AND...A Luigi can occasionally be found stuck in a Cheep Cheep's mouth!
Talk about rotten luck. In this screenshot, one can be seen in the center Cheep Cheep on the left.

Also found this one online.



Yeah!?

0


Nintendoer 12/27/2014 11:21 PM ·Spoilers



3-6. Race to the finish as quick as you can, and you'll catch a glimpse of this guy.



Yeah!



Nintendoer 12/27/2014 11:27 PM ·Spoilers

3-7. Climb this tree near the beginning, and you'll be able to see Luigi on top of the left waterfall.



Yeah!



Nintendoer 12/27/2014 11:30 PM ·Spoilers

He was kind of small on Miiverse...so here's a better view of him. =P



+ Yeah ❤️

0 📄



Nintendoer 12/27/2014 11:34 PM ·Spoilers

3-Train. I love this one. He probably could outrun Sonic, being able to successfully run away from the Bullet Bill Express like that.



+ Yeah!

0 📄



Connor 12/28/2014 11:01 AM

That's awesome!

+ Yeah!

0 📄

Nintendoer 01/01/2015 11:19 PM



Sorry guys, took a break for New Years, but I'll be back on documenting these tomorrow.

+ Yeah!




Nintendoer 01/03/2015 12:39 AM ·Spoilers

4-1, in the bottom right corner.



+ Yeah!



Nintendoer 01/03/2015 12:56 AM ·Spoilers

4-2. He very faintly shows up in the bottom right corner. It's easier to spot him if you're playing multiplayer.




+ Yeah!






Nintendoer 01/03/2015 1:03 AM ·Spoilers

4-3. I don't know whether this counts, but nobody has found another in this level as far as I can tell, so...



+ Yeah!




Nintendoer 01/03/2015 1:08 AM ·Spoilers

4-4. Break the cloud under this warp block to see it.



+ Yeah!



Nintendoer 01/03/2015 1:11 AM ·Spoilers

4-5. See him there in the vines? This is near the pipe in the beginning.



Yeah!




Nintendoer 01/03/2015 1:15 AM ·Spoilers

4-Castle. As you're lowering the bridge in the beginning, you can very briefly see a Luigi on top of it before it's covered up.



Yeah!



Nintendoer 01/05/2015 12:03 AM ·Spoilers

5-1. In the tree toward the right.



+ Yeah!



Nintendoer 01/05/2015 12:08 AM ·Spoilers

Also in this level, burn this bush at the end to uncover a Luigi. I discovered this one online.



+ Yeah!



Nintendoer 01/05/2015 12:11 AM ·Spoilers

5-2, on the bottom of the right pillar. It's kinda hard to see it for the clouds.



+ Yeah!

0



Nintendoer 01/05/2015 12:18 AM ·Spoilers

The location of the one in 5-3 is still unknown to me.

5-4. A rather massive one hides in the grass.



+ Yeah!

1



Nintendoer 01/05/2015 12:21 AM ·Spoilers

Also in this level, one can be found on top of the pipes in this screenshot. Both of these are in the "open" area after the checkpoint.



+ Yeah!

0



Nintendoer 01/05/2015 12:21 AM

area*

+ Yeah...

0



Nintendoer 01/05/2015 12:25 AM ·Spoilers

5-5. Stick around near the beginning. One will run across after a bit.

And, unfortunately, the ones in 5-6, 5-7, and 5-castle are unknown to me.



+ Yeah!

0



Nintendoer 01/05/2015 12:29 AM ·Spoilers

Actually, sorry, that's not entirely true. There is Luigi confetti in 5-6.




+ Yeah!



Nintendoer 01/05/2015 5:10 PM ·Spoilers

6-1. He's on the pipe in front of me. You've probably seen this guy if you found the stamp in this level.



+ Yeah!



Nintendoer 01/05/2015 5:20 PM ·Spoilers

6-2. In the grate in front of me. It's hard to see here, though...



Yeah...

0



Connor 01/05/2015 5:22 PM

I see it ^-^

Yeah!

0



Nintendoer 01/05/2015 5:25 PM ·Spoilers

6-3. Hit this gong, and he has a chance of falling across the screen. It's easy enough to just keep hitting it until he shows up.



Yeah!

0

Nintendoer 01/05/2015 5:28 PM ·Spoilers



Also in this level, one is hidden in this window, the left window on the side of the building. Again, it's hard to see him.



+ Yeah!




NintendoDoer 01/05/2015 5:33 PM ·Spoilers

6-4. Through the fog, a Luigi can be seen in the distance, on a wall directly above my position in this screenshot.



+ Yeah!



NintendoDoer 01/05/2015 5:35 PM ·Spoilers

6-5. There's one at the checkpoint. He really sticks out with all the snow around.



+ Yeah ❤️

0 📌



Nintendoer 01/05/2015 5:41 PM ·Spoilers

6-6. Again, really easy to spot. This is at the warp box right before the checkpoint.



+ Yeah!

0 📌



Nintendoer 01/05/2015 5:46 PM ·Spoilers

6-7. Bring a fire flower to the end of the level, and burn the bushes here.



+ Yeah!

0



Nintendoer 01/05/2015 5:51 PM ·Spoilers

6-Tanks. More confetti in this level, and a Luigi can be seen in it occasionally. In this screenshot, one is to the left of Toad.




+ Yeah!

0



Nintendoer 01/06/2015 1:53 PM ·Spoilers

7-1. Look in this window before taking the warpbox to the end.



Yeah!

0



Nintendoer 01/06/2015 1:56 PM

I called it 7-1. While that is technically correct, it should be Castle-1.


Yeah!

0



Nintendoer 01/06/2015 2:00 PM ·Spoilers

Castle-2. Light up this area near the stamp to see him.



Yeah!

0



Nintendoer 01/06/2015 2:08 PM ·Spoilers

Castle-3. On top of the volcano in the background. This is hard to see in

the game, so I can't imagine being able to see in on Miiverse.

I found this one online.



+ Yeah!



Nintendoer 01/06/2015 2:12 PM ·Spoilers

Castle-4. Some Luigis are found on these spiked rods. I found this one online.



+ Yeah!



Nintendoer 01/06/2015 2:17 PM ·Spoilers

Castle-5. This large Luigi can be seen near a green star on a ledge

connected to the first tower.



+ Yeah!

0



Nintendoer 01/06/2015 2:23 PM ·Spoilers

Castle-6. After the checkpoint, look to the right to see a Luigi hopping on a rock...for some reason.




+ Yeah ❤️

0



Nintendoer 01/06/2015 2:27 PM ·Spoilers

Castle-7. Simply turn the camera in the beginning to see it.



+ Yeah!

0



Nintendoer 01/06/2015 2:32 PM ·Spoilers

Castle-Castle. Just like 1-Castle, this Luigi very briefly appears during the cutscene before entering the...castle...



+ Yeah!

0



Nintendoer 01/07/2015 9:41 PM ·Spoilers

Bowser-1. Turn the camera at the first warp block.



+ Yeah!



Nintendoer 01/07/2015 9:46 PM ·Spoilers

Bowser-2. At the end, turn the camera to face left.




+ Yeah!




Nintendoer 01/07/2015 9:52 PM ·Spoilers

Bowser-3. He can faintly be seen on the left wall. This is at the checkpoint.



+ Yeah!




Nintendoer 01/07/2015 9:59 PM ·Spoilers

Bowser-Train. Look on the green part to the lower right of the pipe.



+ Yeah!




Nintendoer 01/07/2015 10:02 PM ·Spoilers

Bowser-4. Occasionally shows up on the first Thwomp's back. Yeah, there's no way I found this one on my own, considering it's not always there.



+ Yeah!




Nintendoer 01/07/2015 10:05 PM ·Spoilers

Bowser-5. After the Plessie section, make your way to the top of the right wall.



+ Yeah!



Nintendoer 01/07/2015 10:18 PM ·Spoilers

Bowser-6. Look in the mirror near the beginning at about 100 seconds left. I found this one online.



+ Yeah!

0



Nintendoer 01/07/2015 10:32 PM ·Spoilers

In this same level, if you grab the flagpole with about 30 seconds left, Luigi will appear on the moon.

I found this one myself, but couldn't figure out how I did it, so I looked up the method online.



+ Yeah!

0



Nintendoer 01/07/2015 10:38 PM ·Spoilers

Bowser-7. Rarely, a Luigi will appear on the second block. I found this one online.




+ Yeah!



Nintendoer 01/07/2015 10:41 PM ·Spoilers

Wow, I just now found this. Apparently, it can also appear on the second block after the checkpoint. I saw nothing about this online...



+ Yeah!?



Nintendoer 01/07/2015 10:45 PM ·Spoilers

Bowser-Castle. Hit Bowser's poor beat-up car a few times. An 8-bit Luigi will fly out of it.



+ Yeah!

0



Nintendoer 01/18/2015 1:13 AM

I...completely forgot about this game. I'll get to showing the post-game Luigis...probably tomorrow.

+ Yeah!?

0



Blake 01/18/2015 12:24 PM

I don't blame you. For the first time in a while, it's really hard to focus on Nintendo's past because their future is looking so good.

Between current releases, like Smash Bros. or CTTT, and near-future releases, like MM3D and Splatoon, and distant future releases, like Zelda and Starfox U, it is REALLY hard to focus on my playthroughs of Skyward Sword and Super Mario Galaxy 2.

+ Yeah!

1



Blake 01/18/2015 12:26 PM

Well, to be honest, it's not THAT hard to focus while playing SS and SMG2. No matter how well any of those games turn out, SS and SMG2 will always be classics.

Yeah!

0



Nintendoer 01/18/2015 11:20 PM

I kinda feel the same way. I've been neglecting this game (which I'm almost done with), and I'm STILL not done with the Master Quest map in Hyrule Warriors. I haven't even touched the Twilight map, and there's another coming out soon...

Yeah!

0



Nintendoer 01/18/2015 11:21 PM ·Spoilers

But anyway...here's the Luigi in Star-3. It's on the wall in the distance, right above the binoculars in this screenshot.



Yeah!

0



Nintendoer 01/18/2015 11:36 PM ·Spoilers

Star-4. Speed is the key here. The level goes on infinitely, and you need to travel a great distance to see this guy.

I'm sure it's possible to reach his position in the time given, but getting close enough to see him is good enough for me.



+ Yeah!



Nintendoer 01/18/2015 11:40 PM ·Spoilers

Star-5. This luigi is hidden by a large brick block that must be destroyed. This is shortly after the checkpoint.

By the way, I mentioned this at the beginning of the post, but the locations of the Luigis in Star-1 and 2 are unknown to me.



+ Yeah!



Nintendoer 01/18/2015 11:51 PM ·Spoilers

Star-6. Look for this one before taking the warp block at the end of the level!



+ Yeah!



Nintendoer 01/18/2015 11:56 PM ·Spoilers

Star-7, found on the bottom of this vine, near the first green star. This one's kinda picky in that you have to stand in the right spot for the camera to show it. I found this one online.



+ Yeah!



Nintendoer 01/19/2015 12:01 AM ·Spoilers

Star-8. The first part of this level reuses the snow effect from the second half of 3-1. That means Luigi will occasionally show up here, too.



+ Yeah!



Nintendoer 01/19/2015 12:07 AM ·Spoilers

In addition, confetti is present at the end.



+ Yeah ❤️




Nintendoer 01/19/2015 12:23 AM ·Spoilers

Now, for the Mushroom and Fire Flower worlds, these levels are just altered versions of previous levels.

And for the most part, the 8-bit Luigi is in the same place, too. For example, Mushroom-2 is an altered 1-3, and the Luigi is found in the same exact way.



+ Yeah!



Nintendoer 01/19/2015 12:28 AM ·Spoilers

Some levels are actually missing Luigis that are there in the original levels. For example, Mushroom-4, an altered 2-3, starts halfway through the level, which means we cannot see the Luigi that was at the beginning of the level. I have no clue if these levels have Luigis or not, but I couldn't find any (with one exception).



+ Yeah!



Nintendoer 01/19/2015 12:37 AM ·Spoilers

And that exception is in Flower-9, an altered 5-1. Climb the second tree from the left, and the Luigi can be seen above the timer.

Levels that I could not find a Luigi in are Mushroom-1, 4, Fire Flower-1, 6, and 12. All the rest in these two worlds are at the same spot as in the original levels.



+ Yeah!



Nintendoer 01/19/2015 12:39 AM

Which brings up the question...should I show screenshots of these Luigis?

If so, it wouldn't be too much trouble. But if not, then I guess this post is done, considering I couldn't find any in world Crown either.

+ Yeah!



Blake 01/19/2015 9:28 AM

That is. . . a LOT of Luigis.

And you don't need to show the rest of the hidden Luigis, because you basically already showed all of them.

Although, I WAS kind of hoping that you would show the world crown Luigis, but I guess there aren't any. . . :(

+ Yeah!?





Nintendoer 01/19/2015 9:33 AM

None that I could see, anyway. Sorry!



Jacob 01/19/2015 9:40 AM


Thank you! That's a lot of Luigi's!



Nintendoer 01/19/2015 9:48 AM

It is. You're welcome!

This list isn't complete, though. So if you wanted to try and fill in the holes, be my guest!



Add a Comment

You must sign in to post a comment.

Sign in using a Nintendo Network ID to connect to users around the world by writing posts and comments and by giving Yeahs to other people's posts. You can create a Nintendo Network ID using your Wii U console or your system in the Nintendo 3DS family.

[Use of Miiverse](#)



[Details about Miiverse](#)



